

MUSEUM DISPLAY GROUP™

GROUP

MUSEUM DISPLAY CASES



MAIN CLASSIC LINE CATALOG

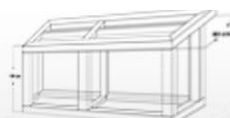


Satisfaction
guarantee



*Some restrictions apply

on time
always



customizable
designs



Live Chat
with our team

Enter

CONTENTS

Freestanding Showcases
F-Series 4-8



Counter Showcases
C-Series 9-13



Tower Showcases
T-Series 14-16



Suspended Showcases
SL-Series & SM-Series 17-21



Boutique Showcases
B-Series 22-24



Vitrines
V-Series 25-29



Wall-Mounted Showcases
W-Series 30-34



CONTENTS

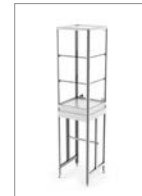
Info Cabinets
I-Series

35-39



Portable Showcases
P-Series

40-44



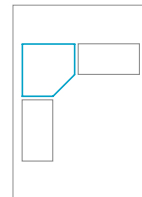
Kiosks & Karts
K-Series

45-47



Shapes and Combinations

48-50



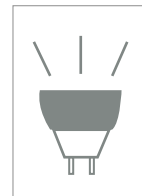
Materials

51



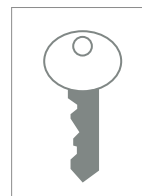
Light Solutions

52-53



Locks & Security

54



Shipping & Crating

55



For all custom options see pages 48 to 54

FREESTANDING Showcases

F-Series



For all custom options see pages 38 to 41

As with all showcases in this catalog, the models we show are meant to give you an idea about the quality and designs of the displays that we make. The freestanding showcase is one of the most common types of display.

It works well against a wall, or anywhere in an open space. Our F-Series are especially well regarded for their sturdy build and timeless design. They are used for many high end retail and museum displays as well as tradeshows worldwide. CUSTOM DISPLAY GROUP makes some of the largest freestanding cases available and they are assembled using our large aluminum extruded profiles.

Because of the size, small individual shelf lighting is often added to these cases to compliment the main lighting. To learn more about the various options regarding lighting, see the chapter Lighting Solutions.

Theft protection is very important to us. The F-Series can be outfitted with various different locks. To see all the options, see chapter Locks & Security.

All cases in the F-series are made to size as required, and at CUSTOM DISPLAY GROUP we can deliver your display in any of our custom finishes. Please see the chapter Materials & Finishes for all options.



MUSEUM DISPLAYTM
GROUP



F-Series



F0-K From \$1340

- Freestanding showcase with glass top and kick base.
- 100cm x 40cm x 180cm 40" x 16" x 71"
- Sliding or hinged glass doors
- Fully adjustable shelving
- Thru glass lock
- Leveller feet
- Various lighting options



F0-S From \$1420

- Freestanding showcase with glass top and storage.
- 100cm x 40cm x 180cm 40" x 16" x 71"
- Sliding or hinged glass doors
- Fully adjustable shelving
- Thru glass lock
- Leveller feet
- Various lighting options



F1 From \$1520

- Freestanding showcase with lights in top.
- 100cm x 40cm x 200cm 40" x 16" x 79"
- Sliding or hinged glass doors
- Fully adjustable shelving
- Thru glass lock
- Leveller feet
- Various lighting options



F1-P From \$1630

- Freestanding showcase with lights in top.
- 100cm x 40cm x 200cm 40" x 16" x 79"
- Sliding or hinged glass doors
- Fully adjustable shelving
- Thru glass lock
- Leveller feet
- Various lighting options
- Custom Storage options



F2 From \$1690

- Freestanding showcase with lights in top and backlit header top.
- 100cm x 40cm x 230cm 40" x 16" x 91"
- Sliding or hinged glass doors
- Fully adjustable shelving
- Thru glass lock
- Leveller feet
- Various lighting options



F2-P From \$1810

- Freestanding showcase with lights in top and backlit header top and pedestal base.
- 100cm x 40cm x 230cm 40" x 16" x 91"
- Sliding or hinged glass doors
- Fully adjustable shelving
- Thru glass lock
- Leveller feet
- Various lighting options
- Custom Storage options

For all custom options see pages 48 to 54

F-Series



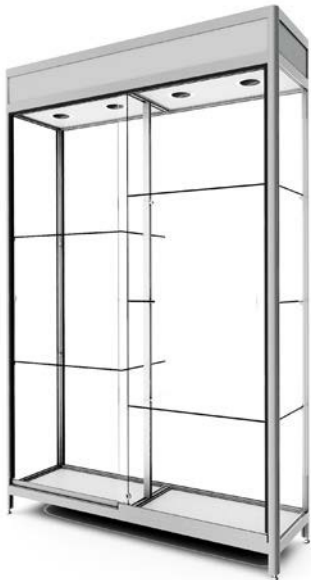
F3 From \$1730

- Freestanding showcase with glass top and split shelving.
- 130cm x 40cm x 180cm 52" x 16" x 71"
- Sliding glass doors
- Fully adjustable shelving
- Thru glass lock
- Leveller feet
- Various lighting options



F3-S From \$1850

- Freestanding showcase with glass top, split shelving and storage.
- 130cm x 40cm x 180cm 52" x 16" x 71"
- Sliding glass doors
- Fully adjustable shelving
- Thru glass lock
- Leveller feet
- Various lighting options



F4 From \$2040

- Freestanding showcase with lights in top and split shelving.
- 130cm x 40cm x 200cm 52" x 16" x 79"
- Sliding glass doors
- Fully adjustable shelving
- Thru glass lock
- Leveller feet
- Various lighting options



F4-S From \$2170

- Freestanding showcase with glass top, split shelving and storage.
- 130cm x 40cm x 200cm 52" x 16" x 79"
- Sliding glass doors
- Fully adjustable shelving
- Thru glass lock
- Leveller feet
- Various lighting options



F5-K From \$2320

- Freestanding showcase with lights in top with backlit header top, split shelves and kick base.
- 130cm x 40cm x 230cm 52" x 16" x 91"
- Sliding glass doors
- Fully adjustable shelving
- Thru glass lock
- Leveller feet
- Various lighting options



F6-K From \$1990

- Freestanding centre split showcase with lights in top and kick base.
- 130cm x 61cm x 180cm 52" x 24" x 71"
- Sliding or hinged glass doors
- Fully adjustable shelving
- Thru glass lock
- Leveller feet
- Various lighting option

For all custom options see pages 48 to 54

For more information, contact us by chat. [Click Here](#)

Toll Free 1-866-819-6077
Contact: sales@CustomDisplayGroup.com



F-Series




F7-S From \$2110

- Freestanding centre split showcase with lights in top and storage.
- 100cm x 61cm x 200cm
40" x 24" x 79"
- Sliding or hinged glass doors
- Fully adjustable shelving
- Thru glass lock
- Leveller feet
- Various lighting options



F8-P From \$2320

- Freestanding centre split showcase with lights in top and backlit header and pedestal base.
- 100cm x 61cm x 230cm
40" x 24" x 91"
- Sliding or hinged glass doors
- Fully adjustable shelving
- Thru glass lock
- Leveller feet
- Various lighting options
- Custom Storage options



F9-K From \$2410

- Freestanding doublewide showcase with glass top, split shelving and kick base.
- 183cm x 40cm x 180cm
72" x 16" x 71"
- Sliding or hinged glass doors
- Fully adjustable shelving
- Thru glass lock
- Leveller feet
- Various lighting options



F10-P From \$2590

- Freestanding doublewide showcase with lights in top, split shelving and pedestal base.
- 183cm x 40cm x 200cm
72" x 16" x 79"
- Sliding or hinged glass doors
- Fully adjustable shelving
- Thru glass lock
- Leveller feet
- Various lighting options



F11-K From \$2720

- Freestanding doublewide showcase, lights in top, split shelving, backlit header and kick base.
- 183cm x 40cm x 230cm
72" x 16" x 90"
- Sliding or hinged glass doors
- Fully adjustable shelving
- Thru glass lock
- Leveller feet
- Various lighting options



F11-S From \$2840

- Freestanding doublewide showcase, lights in top, split shelving, storage and backlit header.
- 183cm x 40cm x 230cm
72" x 15" x 90"
- Sliding or hinged glass doors
- Fully adjustable shelving
- Thru glass lock
- Leveller feet
- Various lighting options

For all custom options see pages 48 to 54

COUNTER Showcases

C-Series

The C-Series is our line of high-end counter displays. These types of displays have been around for a long time, and are most commonly used in jewelry stores and museums to display high value goods. There are many ways to implement the C-Series into your store design. For example, when you use the C-series in combination with Shapes & Combinations and T-Series, you can create elaborate layouts for both retail and exhibition purposes.

The important part is lighting, the most crucial element. At CUSTOM DISPLAY GROUP we strive to provide you with the best technology available in the industry. Please see the chapter on lighting solutions for more information about your options.

The selection of cases displayed in the catalog gives you an idea about the number of options that you have. You will also find that most of the counters that we build have storage at the bottom of the cases.

When it comes to the security of your counter, CUSTOM DISPLAY GROUP has over 30 years of experience and will be able to advise you about many aspects involved with the security of your goods. Please see the chapter on Locks & Security for more details. For all custom options, please see the chapter, Materials & Finishes. The C-Series is made with our large aluminum extruded profiles.



For more information, contact us by chat. [Click Here](#)

Toll Free 1-866-819-6077
Contact: sales@CustomDisplayGroup.com





MUSEUM DISPLAYTM
GROUP



C-Series

C1-DP From \$1440



- 1/3 vision counter show case with drawers and pedestal base.
- 120cm x 60cm x 107cm
47" x 24" x 42"
- Sliding glass doors
- Drawers
- Thru glass lock
- Leveller feet
- Various lighting options

C1-M From \$1350



- 1/3 vision counter show case mushroom version with storage.
- 120cm x 60cm x 107cm
47" x 24" x 42"
- Sliding glass doors
- Thru glass lock
- Leveller feet
- Various lighting options



C1-6 From \$1630

- 6-foot long 1/3 vision counter showcase with storage.
- 180cm x 60cm x 107cm
71" x 24" x 42"
- Sliding glass doors
- Thru glass lock
- Leveller feet
- Various lighting options

C2-K From \$1400



- 2/3 vision counter showcase with kick base.
- 120cm x 60cm x 107cm
47" x 24" x 42"
- Sliding glass doors
- Fully adjustable shelving
- Thru glass lock
- Leveller feet
- Various lighting options

C2-MST From \$1410



- 2/3 vision counter showcase with kick base.
- 120cm x 60cm x 107cm
47" x 24" x 42"
- Sliding glass doors
- Fully adjustable shelving
- Thru glass lock
- Leveller feet
- Various lighting options

For all custom options see pages 48 to 54

For more information, contact us by chat. [Click Here](#)

Toll Free 1-866-819-6077
Contact: sales@CustomDisplayGroup.com



C-Series



C2-CV From \$1500

- 2/3 vision counter showcase corner version.
- 135cm x 60cm x 107cm
53" x 24" x 42"
- Sliding glass doors
- Fully adjustable shelving
- Thru glass lock
- Leveller feet
- Various lighting options
- Custom Storage options



C3-STP From \$1520

- Full vision counter showcase with shelf standards and pedestal base.
- 120cm x 60cm x 107cm
47" x 24" x 42"
- Sliding glass doors
- Fully adjustable shelving
- Thru glass lock
- Leveller feet



C3-6STP From \$1700

- 6-foot long full vision counter showcase with shelf standards and pedestal base.
- 180cm x 60cm x 107cm
71" x 24" x 42"
- Sliding glass doors
- Fully adjustable shelving
- Thru glass lock
- Leveller feet
- Various lighting options



C4 From \$1370

- 1/3 vision Diamond counter showcase.
- 120cm x 60cm x 107cm
47" x 24" x 42"
- Sliding glass doors
- Fully adjustable shelving
- Thru glass lock
- Leveller feet
- Various lighting options



C4-6E From \$1560

- 6-foot long 1/3 vision diamond counter showcase.
- 180cm x 60cm x 107cm
71" x 24" x 42"
- Sliding glass doors
- Fully adjustable shelving
- Thru glass lock
- Leveller feet
- Various lighting options

For all custom options see pages 48 to 54

C-Series



C5 From \$1570

- 1/3 vision counter showcase with solid wood border.
- 140cm x 60cm x 107cm 47" x 24" x 42"
- Sliding glass doors
- Fully adjustable shelving
- Thru glass lock
- Leveller feet
- Various lighting options
- Custom Storage options



C5-SQ From \$950

- 1/3 vision counter showcase with solid wood border.
- 60cm x 60cm x 107cm 31" x 31" x 42"
- Sliding glass doors
- Thru glass lock
- Leveller feet
- Various lighting options
- Custom Storage options



C5-CV From \$1560

- 1/3 vision counter showcase corner version with solid wood border.
- 135cm x 60cm x 107cm 53" x 24" x 42"
- Sliding glass doors
- Thru glass lock
- Leveller feet
- Various lighting options
- Custom Storage options



C7-8K From \$2320

- 8-foot long 1/3 vision counter showcase with split shelving and backlit kick base.
- 240cm x 60cm x 107cm 94" x 24" x 42"
- Sliding glass doors
- Fully adjustable shelving
- Thru glass lock
- Leveller feet
- Various lighting options



C6-8P From \$2130

- 8-foot long full vision counter showcase with split shelving on pedestal.
- 240cm x 60cm x 107cm 94" x 24" x 42"
- Sliding glass doors
- Fully adjustable shelving
- Thru glass lock
- Leveller feet
- Various lighting options

For all custom options see pages 48 to 54

For more information, contact us by chat. [Click Here](#)

Toll Free 1-866-819-6077
Contact: sales@CustomDisplayGroup.com



TOWER Showcases

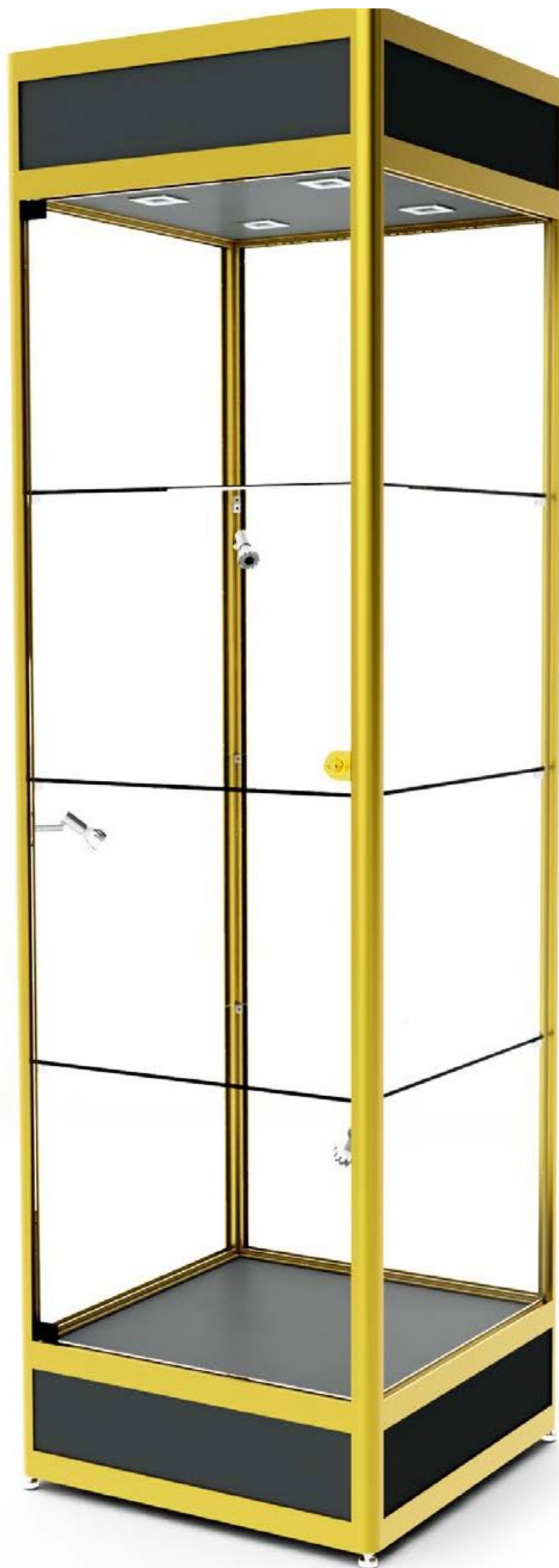
T-Series

Unlike our F-Series, the T-Series consists of tower showcases that are typically square and are made with our large aluminum extruded profiles.

This makes them perfect for displaying larger and more substantial objects when used with thick glass shelves. (Up to 1.0cm. thick) If you are looking for sleeker and lighter cases, we suggest you take a look at the chapter on vitrines.

Easy access is very important so that you can easily clean or swap the contents. Therefore the T-Series comes with a hinged glass door instead of sliding doors. The glass door is tempered for safety reasons. With high quality lighting CUSTOM DISPLAY GROUP makes sure that your objects are well illuminated. Please see the chapter on lighting solutions for more information.

There are many custom options for the T-Series model that are displayed in this catalog. For all custom options, please see the chapter Materials & Finishes and Locks & Security.



For all custom options see pages 38 to 41



MUSEUM DISPLAYTM
GROUP



T-Series



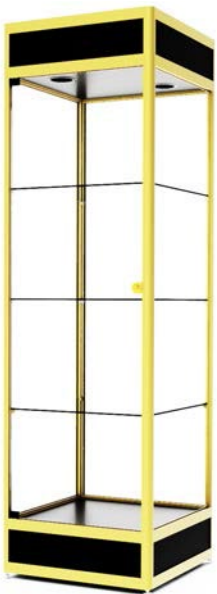
T0 From \$1070

- Tower showcase with glass top.
- 60cm x 60cm x 180cm
24" x 24" x 71"
- Tempered hinged glass doors.
- Fully adjustable shelving
- Glass lock with handle
- Leveller feet
- Various lighting options



T0-P From \$1140

- Tower showcase with glass top and pedestal base.
- 60cm x 60cm x 180cm
24" x 24" x 71"
- Tempered hinged glass doors
- Fully adjustable shelving
- Glass lock with handle
- Leveller feet
- Various lighting options



T1-K From \$1270

- Tower showcase with lights in top and kick base.
- 60cm x 60cm x 200cm
24" x 24" x 79"
- Tempered hinged glass doors
- Fully adjustable shelving
- Glass lock with handle
- Leveller feet
- Various lighting options



T1-P From \$1390

- Tower showcase with lights in top and pedestal base.
- 60cm x 60cm x 200cm
24" x 24" x 79"
- Tempered hinged glass doors
- Fully adjustable shelving
- Glass lock with handle
- Leveller feet
- Various lighting options



T1-S From \$1370

- Tower showcase with lights in top and storage.
- 60cm x 60cm x 200cm
24" x 24" x 79"
- Tempered hinged glass doors
- Fully adjustable shelving
- Glass lock with handle
- Leveller feet
- Various lighting options



T2-K From \$1520

- Tower showcase with lights in top, backlit header and kick base.
- 60cm x 60cm x 230cm
24" x 24" x 91"
- Tempered hinged glass doors
- Fully adjustable shelving
- Glass lock with handle
- Leveller feet

For all custom options see pages 48 to 54

SUSPENDED Showcases

SL-Series & SM-Series

CUSTOM DISPLAY GROUP was the first to design and build full size glass showcases to be suspended on telescopic aluminum poles and we are well known for this innovation. Still today, we are the leading manufacturer of these versatile displays. The SL and SM-Series can be used along walls where mounting cases on the wall is not desirable or in open window spaces where they really catch the eye both from inside and outside the window. In combination, they can even be used to separate one area from another.

The SL-Series are sturdy built with our large aluminum extruded profiles, which allows us to construct larger cases. For suspended cases that are smaller, CUSTOM DISPLAY GROUP has developed the SM-Series. This SM-Series is made with our small aluminum extruded profiles for a sleeker look. Just as with all our cases the lighting is one of the most important elements of our cases.

For all options, see the chapter on lighting solutions for more information. To learn more about the security of the SL and SM-Series, please see the chapter on Locks & Security for more details.

As with all our showcases, there are many custom options from which you can choose. Even the poles and other aluminum parts can have a custom finish. Suspended showcases do require some installation, so please contact us for more information on how these cases can be used most effectively.



For more information, contact us by chat. [Click Here](#)

Toll Free 1-866-819-6077
Contact: sales@CustomDisplayGroup.com





MUSEUM DISPLAYTM
GROUP



SL & SM-Series

SL-20 From \$855

- Suspended showcase with glass top and bottom.
- 122cm x 40cm x 40cm
48" x 16" x 16"
- Sliding glass doors
- Fully adjustable shelving
- Thru glass lock
- Adjustable height of poles
- Mount showcases at any height on poles.



SL-21 From \$1470

- Suspended showcase with glass top and bottom.
- 122cm x 40cm x 152cm
48" x 16" x 60"
- Sliding or hinged glass doors
- Fully adjustable shelving
- Thru glass lock
- Adjustable height of poles
- Mount showcases at any height on poles.



SL21-S From \$1635

- Suspended showcase with glass top and storage.
- 122cm x 40cm x 152cm
48" x 16" x 60"
- Sliding or hinged glass doors
- Fully adjustable shelving
- Thru glass lock
- Adjustable height of poles
- Mount showcases at any height on poles.
- Various lighting options



SL22-K From \$1675

- Suspended showcase with lights in top and kick.
- 122cm x 40cm x 152cm
48" x 16" x 60"
- Sliding or hinged glass doors
- Fully adjustable shelving
- Thru glass lock
- Adjustable height of poles
- Mount showcases at any height on poles.



SL24 From \$1810

- Suspended showcase with glass top/bottom and split shelving.
- 183cm x 40cm x 152cm
72" x 16" x 60"
- Sliding glass doors
- Fully adjustable shelving
- Thru glass lock
- Adjustable height of poles
- Mount showcases at any height on poles.



SL26-K From \$2130

- Suspended showcase with backlit header, split shelving and kick.
- 183cm x 40cm x 202cm
72" x 16" x 80"
- Sliding glass doors
- Fully adjustable shelving
- Thru glass lock
- Adjustable height of poles
- Mount showcases at any height on poles.



For all custom options see pages 48 to 54

For more information, contact us by chat. [Click Here](#)

Toll Free 1-866-819-6077
Contact: sales@CustomDisplayGroup.com



SL & SM-Series



SM-10 From \$790

- Suspended showcase with glass top/bottom.
- 40cm x 40cm x 40cm
16" x 16" x 16"
- Tempered glass hinged door
- Glass lock with handle
- Adjustable height of pole
- Mount showcases at any height on pole.



SM11-K From \$1330

- Suspended showcase with glass top and kick base.
- 40cm x 40cm x 152cm
16" x 16" x 60"
- Tempered glass hinged door
- Glass lock with handle
- Adjustable height of pole
- Mount showcases at any height on pole.
- Various lighting options




SM-12 From \$1450

- Suspended showcase with lights in top.
- 40cm x 40cm x 152cm
16" x 16" x 60"
- Tempered glass hinged door
- Glass lock with handle
- Adjustable height of pole
- Mount showcases at any height on pole.
- Various lighting options



SM13-S From \$1630

- Suspended showcase with lights in top, backlit header top and storage.
- 40cm x 40cm x 177cm
16" x 16" x 70"
- Tempered glass hinged door
- Glass lock with handle
- Adjustable height of pole
- Mount showcases at any height on pole.
- Various lighting options



SM-14 From \$1330

- Triangular suspended showcase with glass top/bottom.
- 40cm x 40cm x 152cm
16" x 16" x 60"
- Tempered glass hinged door
- Glass lock with handle
- Adjustable height of pole
- Mount showcases at any height on pole.



SM-15 From \$1510

- Triangular suspended showcase with lights in top.
- 40cm x 40cm x 152cm
16" x 16" x 60"
- Tempered glass hinged door
- Glass lock with handle
- Adjustable height of pole
- Mount showcases at any height on pole.

For all custom options see pages 48 to 54

SL & SM-Series



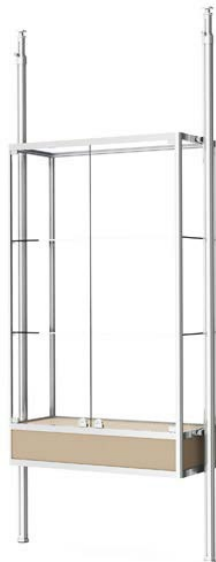
SM20-K From \$1260

- Suspended showcase with glass top and kick base.
- 91.4cm x 40cm x 60cm
36" x 16" x 24"
- Sliding glass doors
- Thru glass lock
- Adjustable height of pole
- Mount showcases at any height on pole.
- Various lighting options




SM20-S From \$1385

- Suspended showcase with glass top and storage.
- 91.4cm x 40cm x 80cm
36" x 16" x 31"
- Sliding glass doors
- Thru glass lock
- Adjustable height of pole
- Mount showcases at any height on pole.
- Various lighting options



SM21-K From \$1520

- Suspended showcase with glass top and kick base.
- 91.4cm x 40cm x 152cm
36" x 16" x 60"
- Sliding or hinged glass doors
- Glass locks with handle
- Adjustable height of pole
- Mount showcases at any height on pole.
- Various lighting options



SM23-S From \$1615

- Suspended showcase with backlit header and storage.
- 91.4cm x 40cm x 152cm
36" x 16" x 60"
- Sliding or hinged glass doors
- Glass locks with handle
- Adjustable height of pole
- Mount showcases at any height on pole.
- Various lighting options
- (Optional closed back shown)



SM200-S From \$860

- Suspended storage unit.
- 91.4cm x 40cm x 40cm
40" x 16" x 16"
- Sliding doors
- Thru glass lock
- Adjustable height of pole
- Mount showcases at any height on pole.



SM210-S From \$1005

- Suspended storage unit.
- 91.4cm x 40cm x 80cm
36" x 16" x 32"
- Sliding doors
- Thru glass lock
- Adjustable height of pole
- Mount showcases at any height on pole.

For all custom options see pages 48 to 54

For more information, contact us by chat. [Click Here](#)

Toll Free 1-866-819-6077
Contact: sales@CustomDisplayGroup.com



B-Series

BOUTIQUE Showcases

As the name Boutique cases suggest, our B-Series is designed for applications in smaller spaces. These minimalist designs are based on using the least materials possible, and letting the products you display do all the talking. To achieve this minimal and sleek look, the B-Series is made with our small aluminum extruded profiles.

Even though these cases have a very minimal look, they can be fitted with various different options. For all B-Series lighting options, see the chapter on Lighting Solutions, and to learn more about the security, see the chapter on Locks&Security.

As with all our showcase products, the options you can choose from are vast, see what look you want in the chapter on Materials&Finishes.



B0-E From \$759

- Boutique showcase with glass top and lights.
- 45cm x 45cm x 60cm
18" x 18" x 24"
- Sliding or hinged glass doors
- Thru glass lock
- Leveller feet
- Various lighting options



B0-2 From \$836

- Boutique showcase with glass top.
- 60cm x 45cm x 60cm
24" x 18" x 24"
- Sliding or hinged glass doors
- Thru glass lock
- Leveller feet

For all custom options see pages 38 to 41



MUSEUM DISPLAYTM
GROUP



B-Series



B0-T From \$810

- Triangular boutique showcase with glass top.
- 45cm x 45cm x 60cm
18" x 18" x 24"
- Sliding or hinged glass doors
- Thru glass lock
- Leveller feet



B1 From \$1360

- Centre split boutique showcase with glass top and H-frame.
- 45cm x 45cm x 107cm
18" x 18" x 42"
- Tempered hinged glass doors
- Glass locks with handle
- Leveller feet

B1-3E From \$1385

- 3-foot long boutique showcase with glass top, lights and H-frame.
- 90cm x 45cm x 107cm
35" x 18" x 42"
- Sliding glass doors
- Thru glass lock
- Leveller feet
- Various lighting options



B2-2E From \$1410

- 2-foot long boutique showcase with glass top, lights and H-frame.
- 60cm x 35cm x 182cm
24" x 24" x 72"
- Tempered hinged glass door
- Fully adjustable shelving
- Glass lock with handle
- Leveller feet
- Various lighting options



B3-2 From \$1515

- 2-foot long boutique showcase with lights in top and H-frame.
- 60cm x 35cm x 182cm
24" x 24" x 72"
- Tempered hinged glass door
- Fully adjustable shelving
- Glass lock with handle
- Leveller feet
- Various lighting options



B4-E From \$1490

- Boutique showcase with glass top.
- 60cm x 45cm x 180cm
24" x 18" x 71"
- Sliding or hinged glass doors
- Thru glass lock
- Leveller feet

For all custom options see pages 48 to 54

VITRINES

V-Series

In many European languages, showcases are also called vitrines. We use this word to describe a particular type of showcase, namely the V-Series. This line of displays similar to the F and T-Series but is slightly smaller in size and made with lighter materials.

This extensive line of displays has many of our greatest features in a small package and is great for corporate lobbies, smaller retail areas, and individual offices. To view all options, please see the chapter Materials & Finishes.

As you can see in the various models that are shown in this catalog, there will be some cases that need no lighting. Even though this is a sleek design, shelf lighting is often added to these cases to compliment the main, or even ambience lighting. To learn more about the options for your Vitrine, see the chapter Lighting Solutions. The V-Series can be outfitted with various different locks to make sure that all the products or objects will be secure. To see all the options, see chapter Locks&Security. All V-Series are made with our small aluminum extruded profiles.



For all custom options see pages 38 to 41

For more information, contact us by chat. [Click Here](#)

Toll Free 1-866-819-6077
Contact: sales@CustomDisplayGroup.com





MUSEUM DISPLAYTM
GROUP



V-Series



V0 From \$890

- Vitrine showcase with glass top.
- 45cm x 45cm x 182cm
18" x 18" x 72"
- Tempered hinged glass door
- Fully adjustable shelving
- Glass lock with handle
- Leveller feet



V0-P From \$965

- Vitrine showcase with glass top and pedestal base.
- 45cm x 45cm x 182cm
18" x 18" x 72"
- Tempered hinged glass door
- Fully adjustable shelving
- Glass lock with handle
- Leveller feet



V0-LS From \$1085

- Vitrine showcase with light in top and storage.
- 45cm x 45cm x 182cm
18" x 18" x 72"
- Tempered hinged glass door
- Fully adjustable shelving
- Glass lock with handle
- Leveller feet
- Various lighting options



V1-P From \$1160

- Vitrine showcase with light in top and pedestal base.
- 45cm x 45cm x 182cm
18" x 18" x 72"
- Tempered hinged glass door
- Fully adjustable shelving
- Glass lock with handle
- Leveller feet
- Various lighting options



V1-S From \$1280

- Vitrine showcase with light in top and storage.
- 45cm x 45cm x 182cm
18" x 18" x 72"
- Tempered hinged glass door
- Fully adjustable shelving
- Glass lock with handle
- Leveller feet
- Various lighting options



V2-P From \$1330

- Vitrine showcase with backlit header and pedestal base.
- 45cm x 45cm x 200cm
18" x 18" x 79"
- Tempered hinged glass door
- Fully adjustable shelving
- Glass lock with handle
- Leveler feet
- Various lighting options

For all custom options see pages 48 to 54

For more information, contact us by chat. [Click Here](#)

Toll Free 1-866-819-6077
Contact: sales@CustomDisplayGroup.com




V-Series



V3-P From \$1085

- Vitrine showcase with glass top and pedestal base.
- 61cm x 30cm x 182cm
24" x 12" x 72"
- Tempered hinged glass door
- Fully adjustable shelving
- Glass lock with handle
- Leveller feet
- Various lighting options



V3-LS From \$1410

- Vitrine showcase with lights in top and storage.
- 61cm x 30cm x 182cm
24" x 12" x 72"
- Tempered hinged glass door
- Fully adjustable shelving
- Glass lock with handle
- Leveller feet
- Various lighting options



V4-K From \$1280

- Vitrine showcase with lights in top and kick base.
- 61cm x 30cm x 182cm
24" x 12" x 72"
- Tempered hinged glass door
- Fully adjustable shelving
- Glass lock with handle
- Leveller feet
- Various lighting options



V4-S From \$1400

- Vitrine showcase with lights in top and storage.
- 61cm x 30cm x 182cm
24" x 12" x 72"
- Tempered hinged glass door
- Fully adjustable shelving
- Glass lock with handle
- Leveller feet
- Various lighting options



V5-K From \$1470

- Vitrine showcase with backlit header and kick base.
- 61cm x 30cm x 200cm
24" x 12" x 79"
- Tempered hinged glass door
- Fully adjustable shelving
- Glass lock with handle
- Leveller feet
- Various lighting options



V6 From \$1220

- Triangular vitrine show case with glass top and bottom.
- 45cm x 45cm x 182cm
18" x 18" x 72"
- Tempered hinged glass doors.
- Fully adjustable shelving
- Glass locks with handle
- Leveller feet

For all custom options see pages 48 to 54

V-Series



V6-LK From \$1290

- Triangular vitrine showcase with lights in top and kick base.
- 45cm x 45cm x 182cm
18" x 18" x 72"
- Tempered hinged glass doors.
- Fully adjustable shelving
- Glass locks with handle
- Leveller feet
- Various lighting options



V7-K From \$1360

- Triangular vitrine showcase with lights in top and kick base.
- 45cm x 45cm x 182cm
18" x 18" x 72"
- Tempered hinged glass doors.
- Fully adjustable shelving
- Glass locks with handle
- Leveller feet
- Various lighting options



V7-S From \$1380

- Triangular vitrine showcase with lights in top and storage.
- 45cm x 45cm x 182cm
18" x 18" x 72"
- Tempered hinged glass doors.
- Fully adjustable shelving
- Glass locks with handle
- Leveller feet
- Various lighting options



V8-P From \$1415

- Triangular vitrine showcase with lights in top and pedestal base.
- 45cm x 45cm x 200cm
18" x 18" x 79"
- Tempered hinged glass door
- Fully adjustable shelving
- Glass lock with handle
- Leveller feet
- Various lighting options



V9-K From \$1220

- Vitrine showcase with 45 degree glass top and kick base.
- 45cm x 45cm x 182cm
18" x 18" x 72"
- Tempered hinged glass door
- Fully adjustable shelving
- Glass lock with handle
- Leveller feet
- Various lighting options



V9-P From \$1260

- Vitrine showcase with 45 degree glass top and pedestal base.
- 45cm x 45cm x 182cm
18" x 18" x 72"
- Tempered hinged glass Vdoor
- Fully adjustable shelving
- Glass lock with handle
- Leveller feet
- Various lighting options

For all custom options see pages 48 to 54

For more information, contact us by chat. [Click Here](#)

Toll Free 1-866-819-6077
Contact: sales@CustomDisplayGroup.com




WALL-MOUNTED Showcases

W-Series

At CUSTOM DISPLAY GROUP our wall-mounted showcase is a huge improvement on the bulky boxes with glass doors that are commonly seen everywhere. They are excellent for store interiors and when you need displays situated in hallways. Not only are ours sleek and strong, they are made with our large aluminum extruded profiles which allows us to make them very large.

Technically, they are more challenging to engineer due to weight and stress challenges, but the designers at CUSTOM DISPLAY GROUP have been perfecting this W-Series for many years. You will also find that most of the W-Series can be fitted with great lighting. Please read the chapter Locks & Security for more details on security concerns. To get a better understanding on how your Wall-mounted display can blend in with your interior, see the chapter Materials & Finishes for all custom options.

Keep in mind that the structure of a wall that these are to be mounted on is important. Consult with our design team before ordering wall-mounted cases.



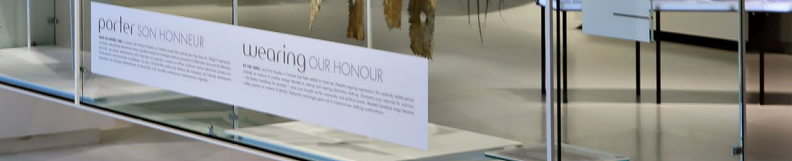





20%

25%

29%

33%




MUSEUM DISPLAYTM
GROUP



W-Series



W0-2 From \$890

- Wall mounted showcase with glass top, bottom and sides.
- 61cm x 30.5cm x 122cm
24" x 12" x 48"
- Sliding or hinged glass doors
- Fully adjustable shelving
- Thru glass lock



W1-3 From \$1040

- Wall mounted showcase with small header top and glass sides.
- 91.4cm x 30.5cm x 122cm
36" x 12" x 48"
- Sliding glass doors
- Fully adjustable shelving
- Thru glass lock
- Various lighting options



W1-4B From \$1140

- Wall mounted showcase with small header top, glass sides and a base.
- 122cm x 30cm x 122cm
48" x 12" x 48"
- Sliding glass doors
- Fully adjustable shelving
- Thru glass lock
- Various lighting options



W2-2 From \$1270

- Wall mounted showcase with backlit header top and glass sides.
- 61cm x 30cm x 150cm
24" x 12" x 60"
- Sliding glass doors
- Fully adjustable shelving
- Thru glass lock
- Various lighting options



W3-6B From \$1710

- Wall mounted showcase with lights in top, split shelving and glass sides.
- 182cm x 30cm x 122cm
72" x 12" x 48"
- Sliding glass doors
- Fully adjustable shelving
- Thru glass lock
- Various lighting options

For all custom options see pages 48 to 54

W-Series



W4-8B From \$1820

- Wall mounted showcase with small header top, glass sides, split shelving and a base.
- 244cm x 30cm x 122cm
96" x 12" x 48"
- Sliding glass doors
- Fully adjustable shelving
- Thru glass lock
- Various lighting options

Custom-B From \$4310

- Wall mounted showcase with small header top, glass sides, split shelving, multiple reinforcements and a base.
- 488cm x 30cm x 152cm
192" x 12" x 60"
(Maximum length for custom configuration for wall mounted showcases)
- Sliding glass doors
- Fully adjustable shelving
- Thru glass lock
- Various lighting options



For all custom options see pages 48 to 54

For more information, contact us by chat. [Click Here](#)

Toll Free 1-866-819-6077
Contact: sales@CustomDisplayGroup.com



W-Series



W7-8B From \$2020

- Wall mounted showcase with small header top, glass sides, split shelving, re-enforcement in the middle and a base.
- 244cm x 30cm x 122cm
96" x 12" x 48"
- Sliding glass doors
- Fully adjustable shelving
- Thru glass lock
- Various lighting options



For all custom

INFO CABINETS Showcases


I-Series

The Info Cabinet is a wall-mounted display specifically designed for displaying graphics. At first they might look similar to the W-Series but these Info Cabinets are much slimmer and cannot be filled with objects or products. Some years ago many of these had interior letter systems to pin words together.

Although these are still available, with the advancement of printing technology, most modern info cabinets come equipped with a tackable back surface. Backs are made with cork, or similar material, and can be wrapped in fabric to be used with Velcro. These fabrics come in many colours.

To increase visibility we can add lighting. For all options, see the chapter on lighting solutions for more information. Most of the I-Series are built with our large aluminum extruded profiles, while the I-mini Series are made with small aluminum extruded profiles.

As with all our showcases, there are many custom options from which you can choose. These can be found in the chapter Materials & Finishes. The Info Cabinets do require some installation as this depends on the wall construction. Please contact us for more information on how these cases can be used most effectively.



For more information, contact us by chat. [Click Here](#)

Toll Free 1-866-819-6077
Contact: sales@CustomDisplayGroup.com





MUSEUM DISPLAYTM
GROUP



I-Series



i-Mini From \$690

- Wall mounted info cabinet with glass top, bottom and sides.
- 40cm x 6cm x 60cm
16" x 3" x 24"
- Sliding glass doors
- Thru glass lock
- Various options for tack board surfaces.



i0-2 From \$860

- Wall mounted info cabinet with glass top, bottom and sides.
- 61cm x 13cm x 122cm
25" x 5" x 49"
- Sliding glass doors
- Thru glass lock
- Various options for tack board surfaces.



i0-3 From \$920

- Wall mounted info cabinet with glass top, bottom and sides.
- 91cm x 13cm x 122cm
36" x 5" x 49"
- Sliding glass doors
- Thru glass lock
- Various options for tack board surfaces.



i0-3B From \$970

- Wall mounted info cabinet with glass top, sides and a base.
- 91cm x 13cm x 122cm
36" x 5" x 49"
- Sliding glass doors
- Thru glass lock
- Various lighting options
- Various options for tack board surfaces.



i0-4B From \$1055

- Wall mounted info cabinet with glass top and a base.
- 122cm x 13cm x 122cm
49" x 5" x 49"
- Sliding glass doors
- Thru glass lock
- Various lighting options
- Various options for tack board surfaces.

For all custom options see pages 48 to 54

For more information, contact us by chat. [Click Here](#)



Toll Free 1-866-819-6077
Contact: sales@CustomDisplayGroup.com



I-Series

i0-8B From \$1480

- Wall mounted info cabinet with a base.
- 244cm x 20cm x 122cm
97" x 8" x 49"
- Sliding glass doors
- Thru glass lock
- Various lighting options
- Various options for tack board surfaces.



i1-2 From \$865

- Wall mounted info cabinet with small header, glass sides and bottom.
- 61cm x 12.7cm x 122cm
25" x 5" x 49"
- Sliding glass doors
- Thru glass lock
- Various lighting options
- Various options for tack board surfaces.



i1-3 From \$940

- Wall mounted info cabinet with small header, glass sides and bottom.
- 91cm x 13cm x 122cm
36" x 5" x 49"
- Sliding glass doors
- Thru glass lock
- Various lighting options
- Various options for tack board surfaces.




i1-4B From \$1040

- Wall mounted info cabinet with small header, glass sides and base.
- 122cm x 12.7cm x 122cm
49" x 5" x 49"
- Sliding glass doors
- Thru glass lock
- Various lighting options
- Various options for tack board surfaces.


For all custom options see pages 48 to 54

I-Series



i1-8B From \$1600

- Wall mounted info cabinet with small header, glass sides and a base.
- 244cm x 20cm x 122cm
97" x 8" x 49"
- Sliding glass doors
- Thru glass lock
- Various lighting options
- Various options for tack board surfaces.



i2-2 From \$1150

- Wall mounted info cabinet with backlit header, glass sides and bottom.
- 61cm x 12.7cm x 142cm
25" x 5" x 56"
- Sliding glass doors
- Thru glass lock
- Various lighting options
- Various options for tack board surfaces.



i2-3 From \$1305

- Wall mounted info cabinet with backlit header, glass sides and bottom.
- 91.4cm x 12.7cm x 142cm
36" x 5" x 56"
- Sliding glass doors
- Thru glass lock
- Various lighting options
- Various options for tack board surfaces.



i3-4B From \$1380

- Wall mounted info cabinet with backlit header.
- 122cm x 12.7cm x 142cm
49" x 5" x 56"
- Sliding glass doors
- Thru glass lock
- Various lighting options
- Various options for tack board surfaces.

For all custom options see pages 48 to 54

For more information, contact us by chat. [Click Here](#)

Toll Free 1-866-819-6077
Contact: sales@CustomDisplayGroup.com




PORTABLE & COUNTER TOP

P-Series

Portable and Countertop showcases are often used for tradeshow and special events. The Countertop cases are also used on existing counters and tables. For portable cases we have a removable H-frame stand that has a very minimalistic and lightweight construction. This makes shipping and the set up quick and painless. Sometimes these cases are made with acrylic instead of glass. Acrylic is lighter and less fragile for shipping, but glass is cleaner and is optically better for the display and is more scratch resistant.

To view all your options, please see the chapter Materials & Finishes. Some of the portable showcases do not require lighting while in other cases they are essential for displaying your goods. The P-Series offers both options on most models. To learn more about the options you have, customizing your Portable or Countertop, see the chapter Lighting Solutions. The P-Series can be outfitted with various different locks to make sure that all the products or objects will be secure.

To see all the options, see chapter Locks & Security. CUSTOM DISPLAY GROUP can also provide you with covers or reusable crates to protect your cases. Left: Here is shown how this portable showcase is easily mounted on the H-frame.



For all custom options see pages 38 to 41



MUSEUM DISPLAYTM
GROUP



P-Series



P0 From \$580

- Countertop showcase with glass top.
- 35cm x 35cm x 30cm
14" x 14" x 12"
- Sliding or hinged glass doors
- Thru glass lock



P0-E From \$640

- Countertop showcase with glass top.
- 35cm x 35cm x 81cm
14" x 14" x 33"
- Tempered glass hinged doors.
- Thru glass lock
- Various lighting options



P2-E From \$860

- Countertop showcase with glass top.
- 122cm x 51cm x 81cm
49" x 21" x 33"
- Sliding glass doors
- Thru glass lock
- Various lighting options



P0-H From \$1085

- Portable showcase with glass top on detachable H-frame.
- 35cm x 35cm x 96cm
14" x 14" x 38"
- Sliding or hinged glass doors
- Thru glass lock
- Leveller feet



P1-EH From \$1260

- Portable showcase with glass top on detachable H-frame.
- 35cm x 35cm x 147cm
14" x 14" x 59"
- Tempered glass hinged doors.
- Thru glass lock
- Leveller feet
- Various lighting options

For all custom options see pages 48 to 54

P-Series



P2-H From \$1440

- Portable showcase with glass top on detachable H-frame.
- 122cm x 51cm x 96.5cm
49" x 21" x 38"
- Sliding glass doors
- Thru glass lock
- Leveller feet



P0-S From \$1230

- Portable showcase with glass top on detachable frame with storage.
- 35cm x 35cm x 96cm
14" x 14" x 38"
- Sliding or hinged glass doors
- Thru glass lock
- Leveller feet
- Various lighting options



P1-S From \$1470

- Portable showcase with glass top on detachable frame with storage.
- 35cm x 35cm x 147cm
14" x 14" x 59"
- Tempered glass hinged doors
- Thru glass lock
- Leveller feet
- Various lighting options

P2-ES From \$1410

- Portable showcase with glass top on detachable frame with storage.
- 122cm x 51cm x 96cm
49" x 21" x 38"
- Sliding glass doors
- Thru glass lock
- Leveller feet
- Various lighting options



For all custom options see pages 48 to 54

For more information, contact us by chat. [Click Here](#)

Toll Free 1-866-819-6077
Contact: sales@CustomDisplayGroup.com



P-Series



P1-3ES From \$1720

- 3-foot long portable showcase with glass top on detachable frame with storage.
- 91cm x 35cm x 127cm
37" x 14" x 59"
- Sliding or hinged glass doors
- Thru glass lock
- Leveller feet
- Various lighting options

For all custom options see pages 48 to 54

KIOSKS & KARTS

K-Series

CUSTOM DISPLAY GROUP designs and builds a wide range of exquisite karts and kiosks that are used throughout the continent. All of these are custom designed and made to order. As such, we show some samples of our work in this catalog, but we choose not to present a line of kiosks. Each retail venture is different, with specific needs. All malls are different, with specific rules or square footage and height restrictions.

Our design team has much experience and innovative ideas, and combined with your know-how in your business, we are enabled to create a truly great design. We understand that in the end, most kiosks are built to sell products and services. Every design is unique, and made with a special focus on security for high end products.



For more information, contact us by chat. [Click Here](#)

Toll Free 1-866-819-6077
Contact: sales@CustomDisplayGroup.com





20%

25%

29%

33%



Discount on the purchase of
2-5 Displaycases



Discount on the purchase of
6-15 Displaycases



Discount on the purchase of
16-50 Displaycases



Discount on the purchase of
51+ Displaycases





porter SON HONNEUR
wearing OUR HONOUR

K-Series

K-7234 From \$10680

We create most of our kiosks by combining custom gables with custom showcases, sometimes used in combination with poles.

In this example of a typical island kiosk, we have suspended the cases off the gables to create a floating look. The combination of millwork and our showcases can lead to very unique designs and layouts.



K-7345 From \$6810

The open concept kiosk is a more modern approach to kiosks that is becoming very popular and is perfect for “store in store” applications. This example is one that CUSTOM DISPLAY GROUP has designed for a popular jewelry brand that has ordered many kiosks for their resellers.

The great thing about this way of building kiosks is that we design them in modules. This allows us to create several different set-ups using the modules in specific combinations. Without extra design costs, our client can offer every individual reseller a customized set-up which fit the budget and specific requirements for the retail environment.

For all custom options see pages 48 to 54

For more information, contact us by chat. [Click Here](#)

Toll Free 1-866-819-6077
Contact: sales@CustomDisplayGroup.com



SHAPES & COMBINATIONS



All of our showcases can be built in different shapes and configurations so that with a variety of cases you can design your own layouts. These layouts can be custom made to for various concepts such as: a store layout, an open kiosk concept for a new product (line) launch for a tradeshow and many other retail and museum layouts.

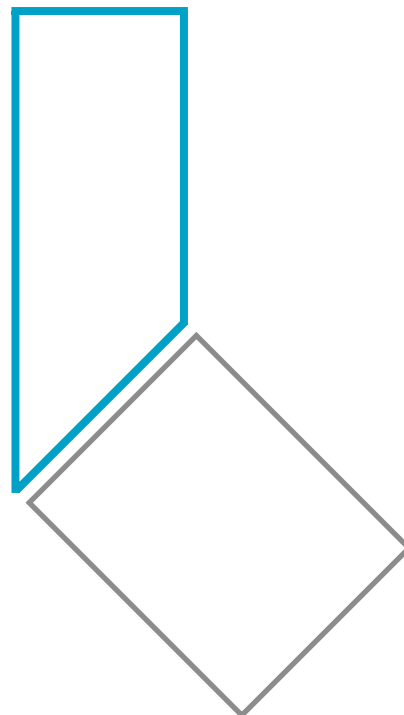
With shapes and combinations you can also create several configurations with the same cases or get a completely different look when you use another shape with our showcases. This is ideal for dynamic retail environments or when used for exhibitions.

The illustrations on the right are a representation of some of the shapes that can be used to create a specific layout. The blue lines represent the “shapes” and the grey can be any of the standard showcases that you can find in this catalog.

Note: The frame of the SC-Series is made out of large extrusion and the SMC-Series frames are made out of the small extrusion. For more information about shapes and combinations please contact us directly.



SCM1



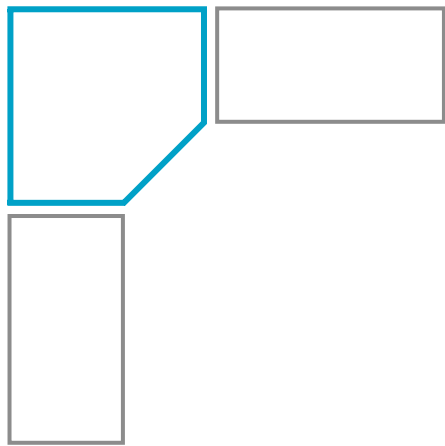
SCM2

For all custom options see pages 38 to 41

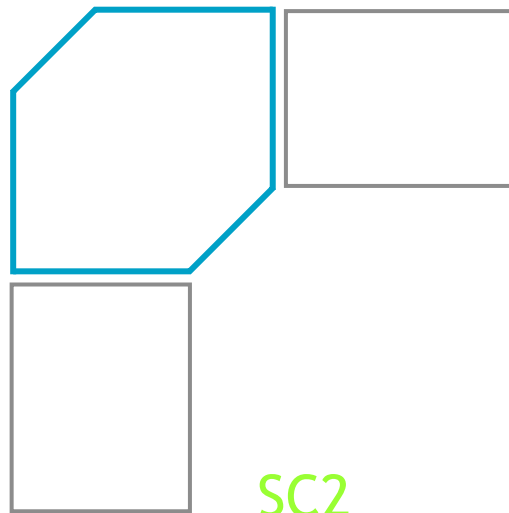


MUSEUM DISPLAYTM
GROUP

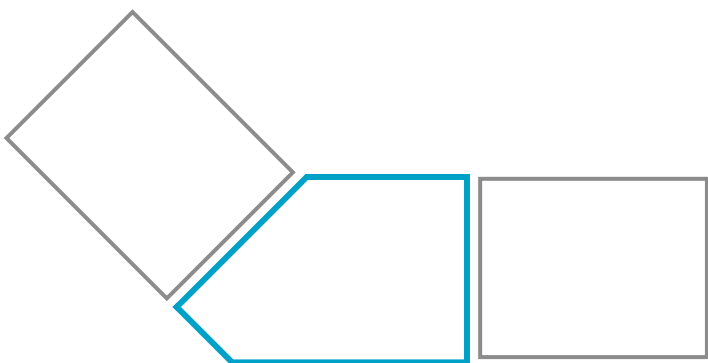




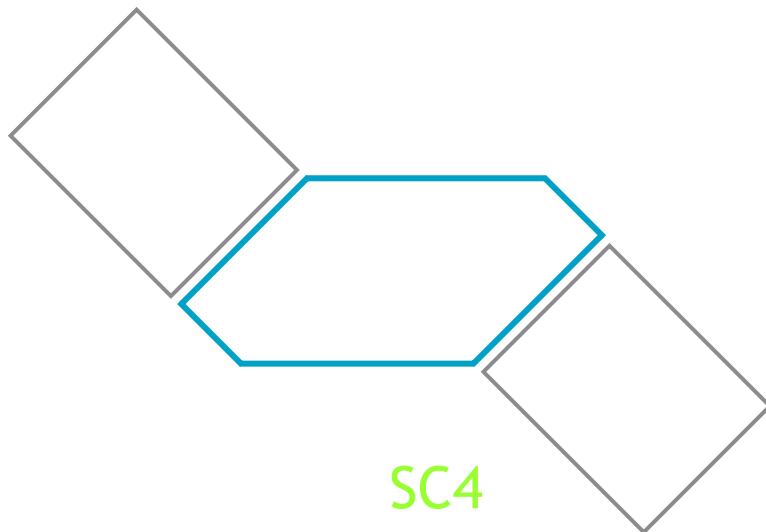
SC1



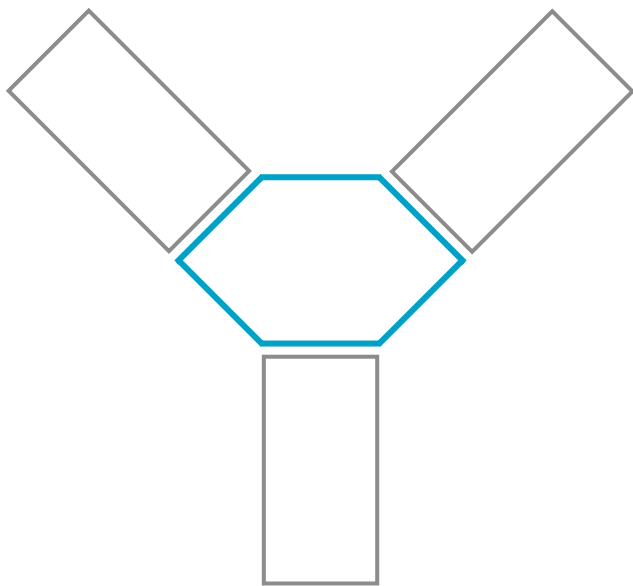
SC2



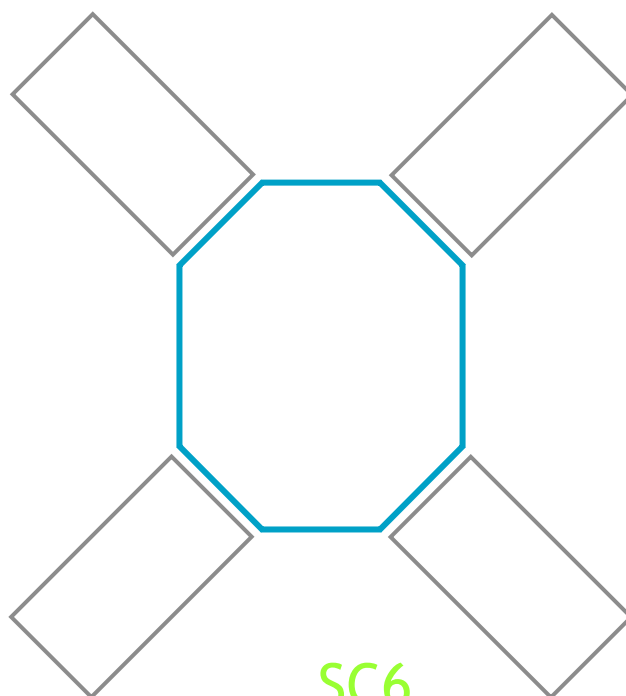
SC3



SC4



SC5



SC6

For all custom options see pages 48 to 54

MATERIALS & FINISHES

In order to make the top quality showcases, you need to use the best materials available today. We constantly source new materials, parts and finishes on a daily basis to keep up with the fast changing industries. These new innovations are after testing, quickly adopted into our manufacturing process. Next to our own research, we work together with suppliers that share our passion for quality and innovation. CUSTOM DISPLAY GROUP has with most of these suppliers a working relationship for over 20 years. CUSTOM DISPLAY GROUP is very flexible when it comes to work with certain requirements. Tell us if you already have materials that you would like to use in your display, kiosk or cart. Chances are that we already know it, but if we don't, we do like a challenge.

Aluminium

All of our extrusions are made of a high quality tempered aluminium alloy called 6063-T5. With our extrusion system we are able to build rectangular and angular displays with 45 and 60 degree corners.

Aluminium properties:

- Naturally resists corrosion, even more with anodic coating
- Readily available and cheaper than steel
- Best strength-to-weight ratio of any metal
- Wide range of finishes available
- 100% recyclable

Custom Aluminium Options

Among the available finishes are: powder coatings (any color) and anodized with optional textures.

Glass

Glass will allow your displayed items to be viewed while restricting access to them. It will also give the display a more exclusive look, combined with excellent lighting that will create a sparkling effect. This will attract more costumers to your display.

Custom Glass Options

- Glass shelves may be as thick as 25mm
- For display glass inserts (sides, tops, backs, etc.) we use clear float glass with flat polished edges. All glass inserts are also available tempered for safety reason.
- Coloured glass is available in all thicknesses as well, colour matched and various finishes (opaque, translucent, metallic, pearl)
- Low-iron Star-fire glass is available in thicknesses up to 19mm. This glass greatly reduces the green tint seen in normal float glass
- Other glass products are available such as mirror, laminated and patterned glass

Substrates

Our extrusion system allows us to use any substrate available on the market. Therefore we are able to work with any supplier of melamine and laminate which gives us freedom to create exactly the custom design you are looking for. We can process any of the following types of substrates:

- Particle board/melamine
- MDF
- Plywood
- Acrylics/plastics
- Engineered materials (honeycombed plastics or aluminium)
- Solid wood
- Glass & mirror

Custom Substrate Options:

Choose any of the thousands of finishes available on the market.

Fabrics

We use high quality fabrics in our cases for several purposes such as: finish options for corkboard panels, jewelry beds etc.

Custom Fabric Options:

For other applications please consult our designers.

Graphics

There is nothing more important for your brand than good exposure to your customers. Therefore we have all the resources necessary to incorporate your branding into the custom design. We can print all the graphics ourselves or, if desired, you just send us your graphics and we will apply it to the product.

Custom Graphic Options:

We can print any of your graphics in vinyl colours, full colour Dura-trans and apply it on backlit signage, flip-frames for easy changing graphics and of course on the glass and substrates.

Plastics

We use plastics for several purposes in your system. The types of plastics we use are vinyls and acrylics that are used for of glass battens, door channels and other parts. We also use plastics for signage, backlighting and display case panels. We work with several suppliers that can supply us with any custom solutions such as display item stands and other product specific requirements.

Custom Plastics Options:

We can print any of your graphics in vinyl colours, full colour Dura-trans and apply it on backlit signage, flip-frames for easy changing graphics and of course on the glass and substrates.

For all custom options see pages 48 to 54

LIGHTING SOLUTIONS

At CUSTOM DISPLAY GROUP we spend more of our research and development time on lighting than any other aspect of our products. This is partly because of the importance of lighting in quality display, but also because the lighting industry is rapidly changing. Many lighting technologies have come and gone, and we have worked with all of them, including technologies such as fiber optic and holographic.

Sometimes it is important to think outside of the box when it comes to lighting, especially in museum and other exclusive applications. Most lighting solutions answer three needs; colour of light, intensity, and coverage. Further concerns include longevity, availability, temperature, energy consumption, and ease of use.

The unfortunate news is that cheap is almost always bad in lighting. The good news is that there are options. In this chapter we will describe some of the advantages and disadvantages of the two most commonly used lighting types; fluorescent and light emitting diodes (LED).

How to use lighting in your showcase depends on what you need to display. You can light from the top down, bottom up, or from the sides. You can also use a combination, which is often gives a better result. The extrusion profiles of our cases allows us to hide the wiring for a cleaner look. Light bars can be made in any length, and we can help you figure out how much light you need. We are confident that we have the best lighting solutions available.



For all custom options see pages 48 to 54

Custom Lighting Options:

Lighting solutions can be based on special requirements such as:

- Lighting colour temperatures (Kelvin Scale)
- Intensity, amount of light output
- Flood or spotlight
- No UV emissions (that can damage certain materials)
- Reduced heat output
- High efficiency, low energy consumption

We use various different types of fixtures depending on the lighting requirements of the display:

- Recessed down lighting
- Sidelights for illuminating shelves or providing spotlights
- Backlighting for graphics
- Illuminated panels, white or coloured for visual presentation
- Light bars for counters

LED Light Fixtures

LED technology has been developing at a staggering rate and is now of equal, or even in some cases higher performance than conventional lighting. Because of the great leap in technology we now have selected LED as our standard lighting solution.

LED advantages:

- Life span between 50,000 to 100,000 hours
- Durable, they have no filament, are very resistant to impact or shock
- Very energy efficient, 80% of energy is converted to lighting
- Very little heat output
- No UV radiation
- Very high watt to lumen ratio

Disadvantages:

- Higher initial cost compared to existing conventional technologies
- Lower light output

Fluorescent Light Fixtures

Fluorescent advantages:

- Up to 66% cheaper than incandescent lighting providing the same amount of light
- Lasts six times longer than incandescent
- Little heat output

Disadvantages:

- Higher initial cost
- Light tube may flicker near the end of its life
- Mercury content

For all custom options see pages 48 to 54

LOCKS & SECURITY


If it were not for the need for security, there would be no glass cabinets. Therefore, high quality locks are standard in all our showcases. Regular locking mechanisms need to be easy to use, easy to maintain, and they need to make the case relatively tamper resistant.

Keeping out professional thieves requires more complicated and expensive measures, and these are typically used in museum applications. Some high security features may include: locks with a unique key number registered to the client, security film applied to the glass interior (to prevent smash and grabs), and electronic monitoring.

AMMA Lock Hardware provides us with the standard locks that we use in all displays unless specified otherwise. To satisfy special security concerns or specifications, we may also provide locks from any manufacturer, including Kenstan and Abloy.

Please contact our design team to discuss all your concerns regarding security. Depending on the manufacturer, different options may be available:

- Various finishes and colours
- Key control (registered key numbers, specific to store or department)
- Controlled duplication of key numbers
- Key retaining vs. non-key retaining (key retaining locks prevent the key from being removed unless the lock is engaged)
- Resistance to attack (increased resistance to drilling and picking)
- Electronic key systems for monitoring display case access



For all custom options see pages 48 to 54

SHIPPING & CRATTING

For CUSTOM DISPLAY GROUP the commitment to customer satisfaction does not end when the products leave our facility. With over 25 years of experience in shipping our products across the continent, we have shipped everywhere in North America and even as far away as the Alaska, Newfoundland, The Caribbean and Hawaii. We ship using either our own trucks or our trusted shipping partners. It is our intention to deliver your shipment in perfect condition.

Most of our products are shipped in crates that we construct in-house. Our methods have improved over time, and we have found an excellent way to crate our showcases. We achieve this by showing most of the product while it is crated. This lets all people who handle the freight know that they are handling glass product. It also allows receivers to see if the product is damaged before they sign for the shipment. Want to know the shipping charges before you buy our products? Please contact our logistics team to provide you with an estimate.



For more information, contact us by chat. [Click Here](#)

Toll Free 1-866-819-6077
Contact: sales@CustomDisplayGroup.com



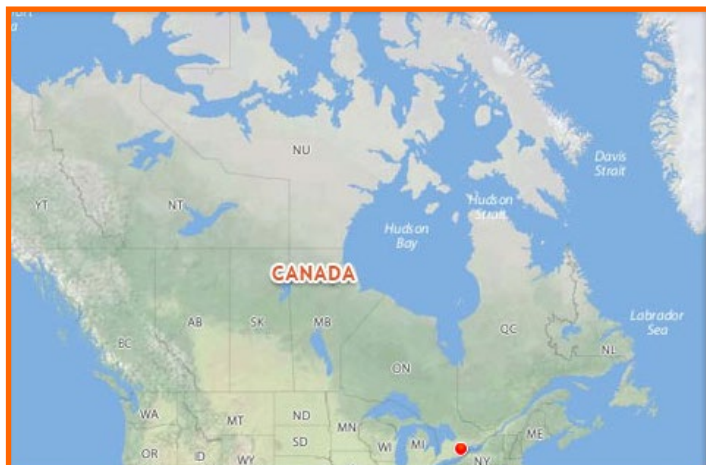
LOCATIONS

CANADA

CUSTOM DISPLAY GROUP
TOLL FREE (1866) 279-0054

Where we ship? [click here](#)

2 Jane Street, Suite 210
Ontario, Canada.

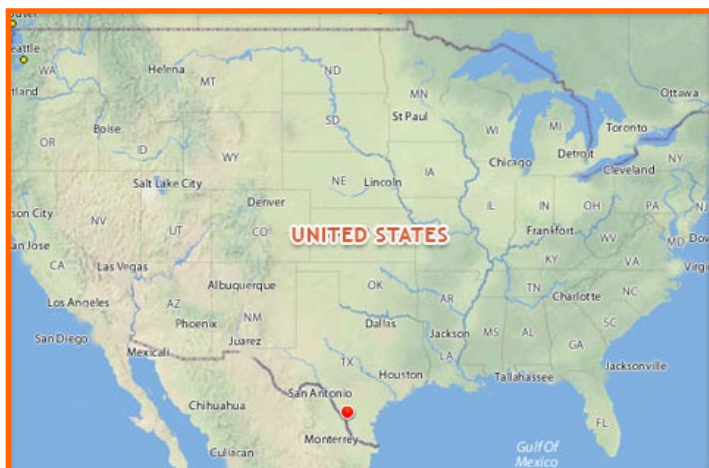


UNITED STATES

CUSTOM DISPLAY GROUP
TOLL FREE (1866) 279-0054

Where we ship? [click here](#)

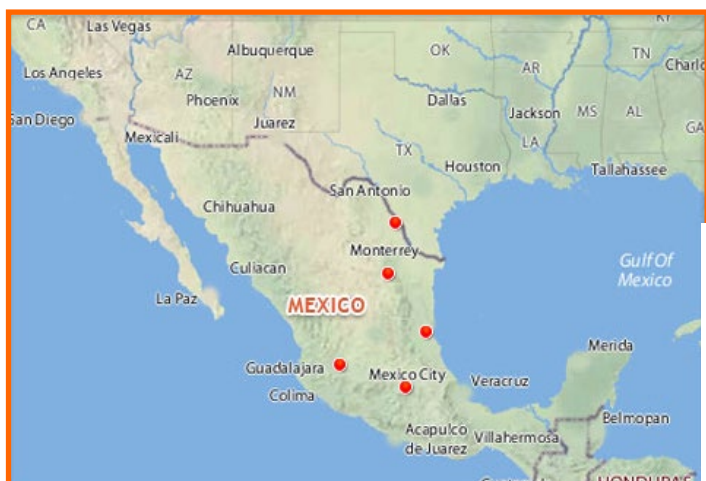
Atlanta Drive, Interamerica Industrial Park.
78055, Laredo, Texas.



MÉXICO

CUSTOM DISPLAY GROUP
TOLL FREE 01 800 503 2807

Where we ship? [click here](#)



MÉXICO D.F.
Calle 148 s/n
Zona Industrial Vallejo,
Del. Azcapotzalco
C.P. 02300. Mexico, DF

TAMPICO
Nave V Bodegas 9 y 28.
Central de Abasto
C.P. 89605.
Altamira, Tamaulipas.

MONTERREY
Guty Cardenas
Resl. Los Robles
C.P. 66636.
Apodaca, Nuevo Leon.

NUEVO LAREDO
Calle Aldama
Col. Centro, C.P.88000
Nuevo Laredo, Tamaulipas.

GUADALAJARA
Calle 1 s/n
Zona Industrial
C.P. 44940.
Guadalajara, Jalisco.

MATAMOROS
Diagonal Lorenzo de
La Garza 39,
Ciudad Industrial,
Matamoros, México

For all custom options see pages 48 to 54

For more information about our
company and products visit:

www.MuseumCases.com
www.CustomDisplayGroup.com

TOLL FREE USA & CANADA
1-866-819-6077